



US 2010009596A1

(19) **United States**

(12) **Patent Application Publication**
Winger

(10) **Pub. No.: US 2010/0009596 A1**

(43) **Pub. Date: Jan. 14, 2010**

(54) **HAND PUPPET CONSTRUCTED OUT OF ORIGINAL DESIGNS AND TEMPORARY TATTOO PAPER**

Related U.S. Application Data

(60) Provisional application No. 61/079,556, filed on Jul. 10, 2008.

(76) Inventor: **Tina Anita Winger**, Buchanan Dam, TX (US)

Publication Classification

(51) **Int. Cl.**
A63H 3/36 (2006.01)

(52) **U.S. Cl.** **446/395**

(57) **ABSTRACT**

Correspondence Address:

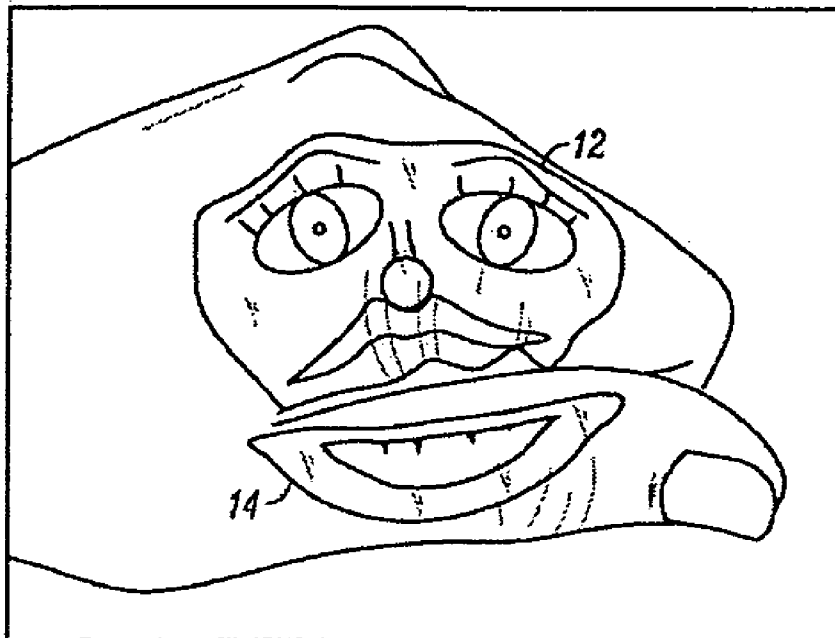
Tina A. Winger
1220 Old Spanish Trail
Buchanan Dam, TX 78609 (US)

This is made up of original designs printed on temporary tattoo paper. They are applied to the hand to create hand puppets. The objective is fun for all ages. Different faces are created including people, pets, pirates, anime, skeletons, punk, zoo animals, Goth, vampires, etc. This invention can also include accessories (3-D) such as stick-on mustaches, hair, clothes, etc. This idea also includes interactive books with matching hand puppets.

(21) Appl. No.: **12/459,997**

(22) Filed: **Jul. 10, 2009**

10 ↘



10

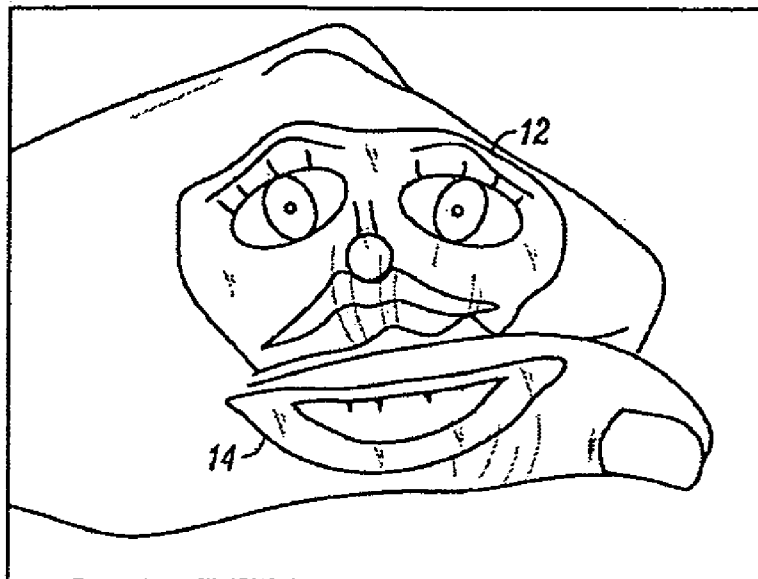


FIG. 1

16

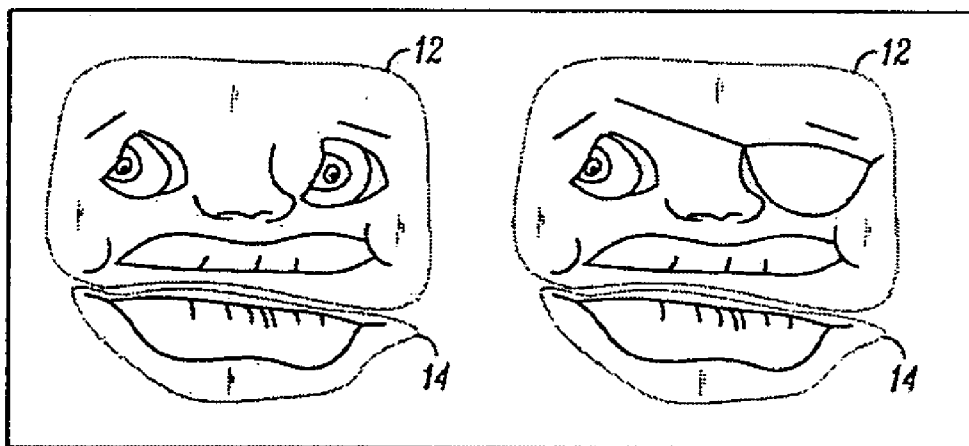


FIG. 2

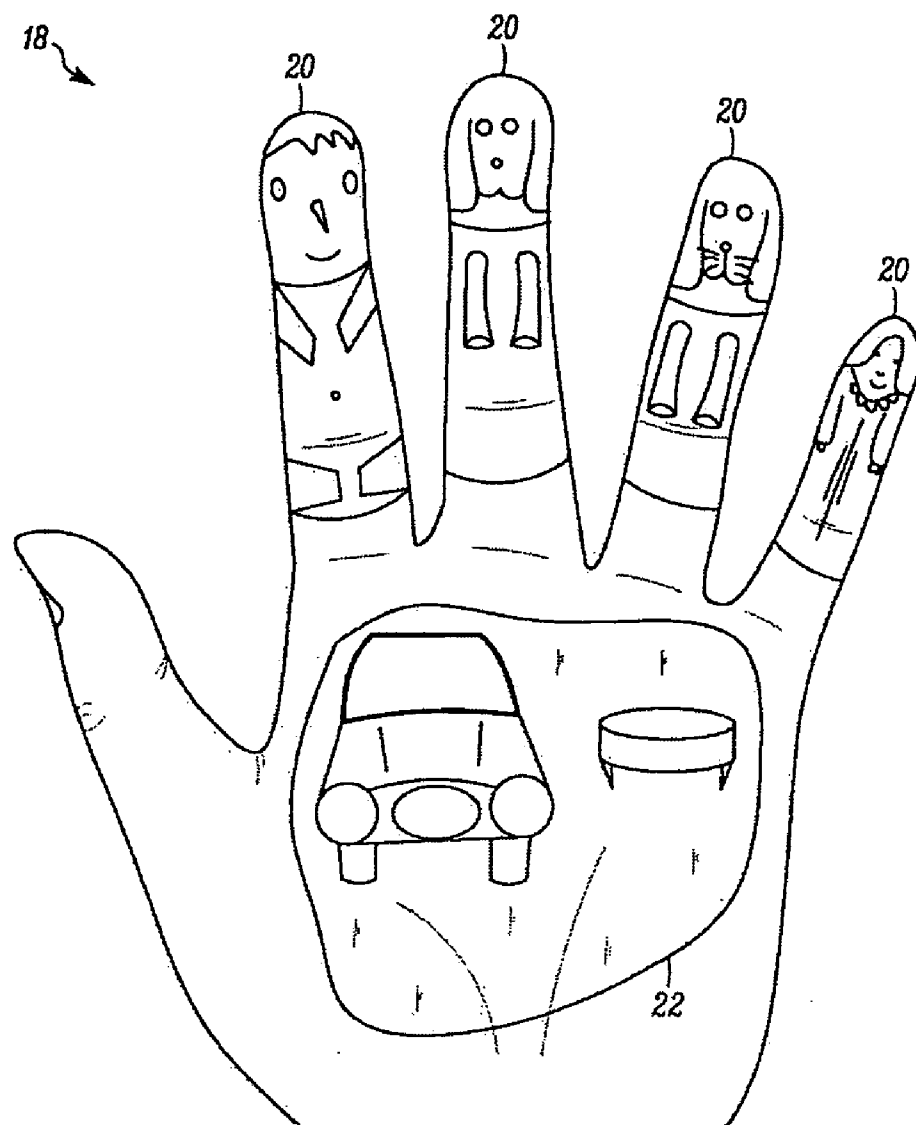


FIG. 3

**HAND PUPPET CONSTRUCTED OUT OF
ORIGINAL DESIGNS AND TEMPORARY
TATTOO PAPER**

[0001] This application is based on provisional application No. 61/079,556 filed Jul. 10, 2008

[0002] The present invention relates to a hand puppet constructed out of original designs and temporary tattoo paper.

[0003] The faces are designed and printed on temporary tattoo paper. The design is cut out with scissors in two parts. The top part of the face is placed on the index finger. The bottom part of the face is aligned with the top section on the index finger and placed on the thumb. The index finger and other fingers are bent in toward the palm of the hand to make a fist. The thumb is placed on the bent lower section of the index finger and moved up and down to make the puppet design come alive.

[0004] The design works by creating a puppet on your hand. It can be used by just one person or interactively between groups, such as for story time, plays, or books to learn things such as feelings. Say a mad face puppet, sad face puppet, glad face puppet or bad face puppet. Different puppets can be placed on the hands of different children for instance to act out the reading of a book. They can be used to express individuality, etc.

[0005] The intent of this temporary tattoo face design idea to create puppets on the belly surrounding the belly button as the mouth and also faces around the nipples with the nipple as the nose, etc.

[0006] The faces can be created with temporary tattoo paper and original designs and also any 3-D accessories. Also bible characters, band characters, etc. can be used for interactive hand puppet plays.

[0007] This invention is that the hand puppet is created with designs printed on temporary tattoo paper that are applied on the hand in a manner making it possible to have a temporary tattoo hand puppet. By placing the temporary tattoo design—top portion at base of index finger at the side of the hand above the thumb, and the bottom portion on the thumb—on the hand, the thumb is moved up and down while the hand is in the first position with the thumb on the outside of the index finger making the puppet talking motion.

[0008] The puppet temporary tattoo design is many different characters including people, zoo animals, birds, wild animals, pets, pirates, skull faces, celebrities, animated faces, cartoon characters, political figures, custom self caricature faces, etc., etc. Also there are accessories to be applied to the temporary tattoo puppet or surrounding portion of the hand including hair pieces (such as mohawks and mustaches) earrings, clothes, and a multitude of other accessories to be applied with glue such as spirit glue used in plays and movies or double-sided tape, etc. Also puppet bodies created out of felt and other materials that are attached to the hand to add to the temporary tattoo hand puppet. Also, sleeves for clothes that are fitted at the wrist and styled such as formal wear, casual wear, suit and tie, etc. Also, the temporary tattoo hand puppets are mascots of sports teams such as barking bulldogs, buzzing yellow jackets, etc. to be used to support a favorite team. Also to be used as organization mascots, etc. These temporary tattoo hand puppets can be used as movie characters, political characters, book characters, famous characters, interactive story time characters, for help possibly in role

playing for counseling purposes. The uses and the accessories are many and vast. The temporary tattoo hand puppets are fun for the whole family.

[0009] The temporary tattoo finger puppets and palm of hand stage setting/game board are applied to the fingers as characters and to the palm of the hand in a way that is to create a puppet show and stage, game or story. The temporary tattoo finger puppets and palm stage setting can also be used with story time or story telling by moving the finer characters of the hand as needed or “on cue”.

[0010] The temporary tattoo finger puppet and stage setting designs are varied and vast with many possibilities, such as baseball players on the fingers and baseball field on the palm of the hand so the fingers with temporary tattoo characters applied can be moved to bases first, second, third, home etc. as a story or game, or zoo animal temporary tattoo finger puppets and zoo entrance and different animal habitats to be used with a story or playtime or as a game such as where does the lion live?, where does the monkey live?—where the temporary tattoo palm setting design has four habitats to choose from and the finger puppet character—say the lion—is moved or bent down to the habitat section that supports that animal character to create a game or learning experience. Or the finger puppets can play a simple game of Tic-Tac-Toe on the palm of the hand game board by choosing the placement of the marks and the marks drawn on with a pen. The temporary tattoo finger puppet characters can also be characters such as my family and my home or my car, etc. These temporary tattoo finger puppets also have accessories such as hair, mustaches, clothes, scarves, hats, etc. that are glued on, tied on, applied, etc.

[0011] These temporary tattoo hand puppets and finger Puppets with palm settings also can have their own pets, friends, belongings—such as plants etc.—added to either the outer edge of the fisted hand, before the wrist begins, or up the arm to create a story or on the palm of the hand temporary tattoo such as a puppy tattoo added to the setting. Family member temporary tattoo and palm of hand settings could also be used for counseling or role playing, etc.

DRAWING DESCRIPTION

[0012] FIG. 1: is the view of a temporary tattoo hand puppet applied on the hand

[0013] FIG. 2: is the view of the temporary tattoo hand puppet on the paper strip

[0014] FIG. 3: is the view of the hand sporting the temporary tattoo finger puppets and palm stage setting/game board to serve as a puppet show or game

NUMBER DESCRIPTION LIST

[0015] 10: is the overall view of a hand supporting the temporary tattoo hand puppet

[0016] 12: is the upper half of the puppet to be worn on the area at the base of the index finger at the side of the hand

[0017] 14: is the lower half of the temporary tattoo puppet to be worn on the thumb

[0018] 16: is the overall view of temporary tattoo puppet strip

[0019] 18: is overall view of the temporary tattoo finger puppets and palm stage setting/game board to be used as a puppet show/game or to be used interactively with books and story tine by moving the fingers as needed or on cue

[0020] 20: is the temporary tattoo finger puppets applied on the fingers

[0021] 22: is the temporary tattoo stage setting/game board applied to the center of the palm of the hand

What is claimed is:

1. The way this invention works is the temporary tattoo paper with my hand puppet design is applied on the index finger and thumb of the hand. With the index finger bent in toward the hand, and the thumb placed over the bent tip of the index finger, the thumb is moved up and down to work the face of the puppet like it is talking, yawning, etc.

* * * * *