

Dec. 9, 1924.

1,518,576

E. EDWARDS

RAG PUPPET

Filed June 13, 1923

2 Sheets-Sheet 1

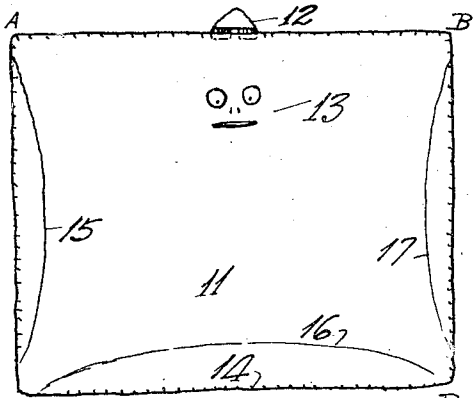


Fig. 1

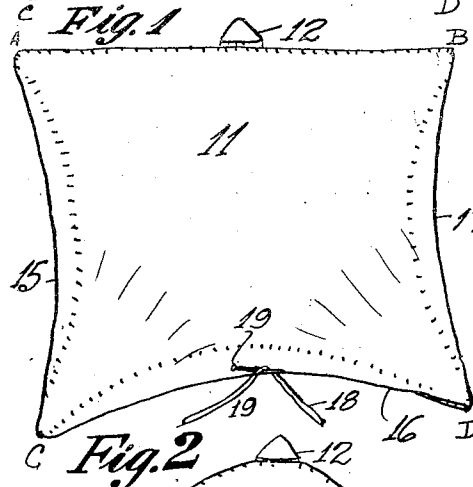


Fig. 2

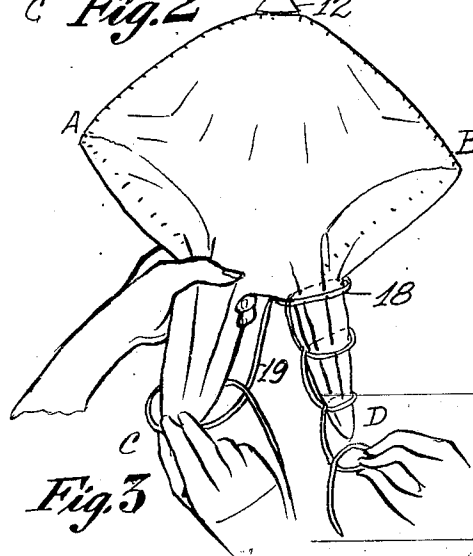


Fig. 3

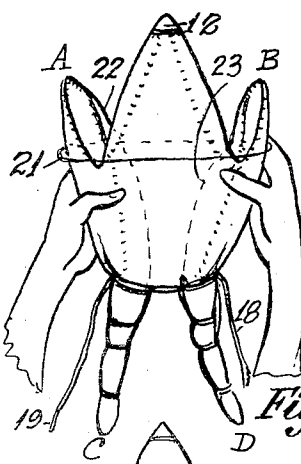


Fig. 4




Fig. 5

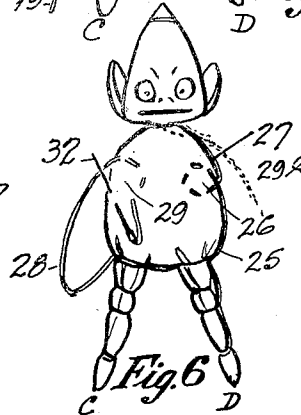
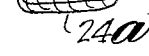


Fig. 6



Fig. 7

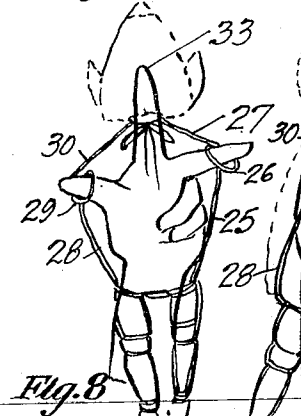


Fig. 8




Fig. 9

BY
Inventor,
Emily Edwards
M. A. Longbridge
ATTORNEY.

Dec. 9, 1924.

1,518,576

E. EDWARDS

RAG PUPPET

Filed June 13, 1923

2 Sheets-Sheet 2




Fig. 10

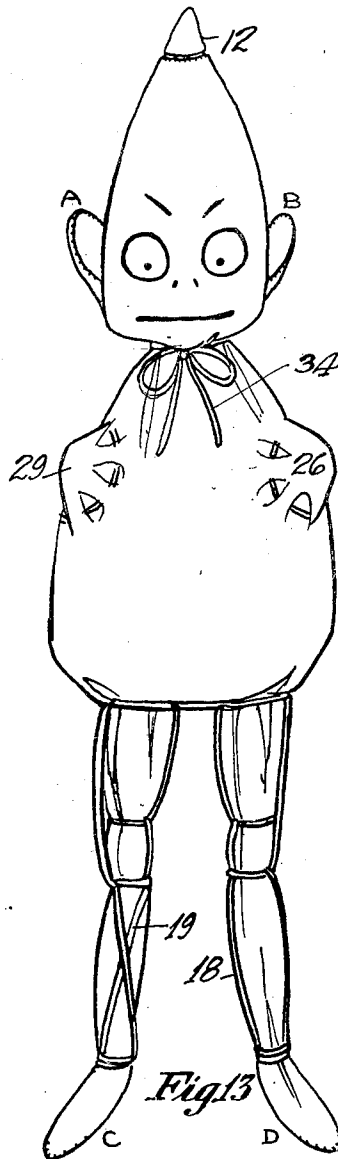


Fig. 13

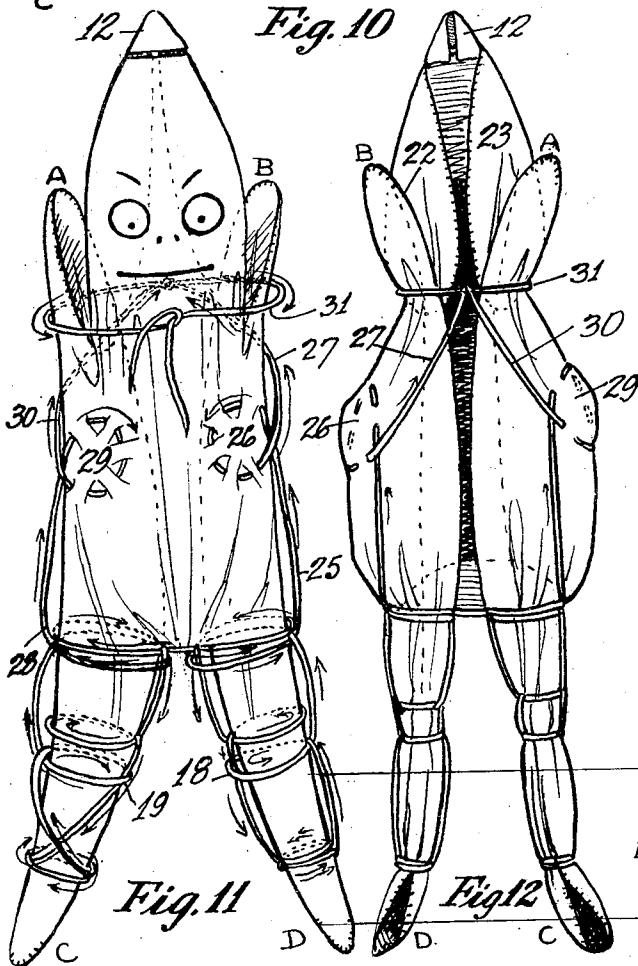


Fig. 11

Fig. 12

Emily Edwards
INVENTOR.

BY

M. A. Laughlin
ATTORNEY.

UNITED STATES PATENT OFFICE.

EMILY EDWARDS, OF SAN ANTONIO, TEXAS.

RAG PUPPET.

Application filed June 13, 1923. Serial No. 645,191.

To all whom it may concern:

Be it known that I, EMILY EDWARDS, a citizen of the United States, and a resident of San Antonio, in the county of Bexar and State of Texas, have invented certain new and useful Improvements in Rag Puppets, of which the following is a specification.

This invention relates to puppets or manikins that may be constructed by folding and binding a sheet of cloth. More particularly the invention embodies the idea of using a rectangular rag such as a dish rag having certain characters embroidered or printed thereon and folded, and laced in a particular manner whereby a manikin or puppet is produced which may be operated in an amusing fashion by the fingers of one hand. It is the intention that the article be sold complete as a puppet and when its utility in this connection has ceased that the tying be removed, so that it may be used as an ordinary cleaning rag. These objects are obtained as described in the following specification and shown in the accompanying drawings, including the various stages of construction from the sheet to the finished article, Figs. 1, 2 and 3 showing preliminary operations in the formation of the legs of the figure, Figs. 4, 5, and 6 showing the procedure in forming the upper portion of the figure. Figs. 7, 8 and 9 show the method of operation, Fig. 10 is an outline of the sheet and the characters that may be embroidered or impressed thereon, Fig. 11 is a front view showing the method of lacing, Fig. 12 is a corresponding back view and Fig. 13 shows the figure in its completed state.

This invention starts with a flat rectangular cloth 11 as indicated in Fig. 1, having the tab 12 at the top by which it may be hung on a nail when not in use. The face of a figure as indicated at 13 may be roughly embroidered on this fabric which when folded according to the present invention forms the face of the puppet and the tab 12 forms a colored cap. The edge of the cloth is hemmed as indicated by the hatched line at 14. The four corners of this cloth are for reference purposes indicated by the letters A, B, C and D.

The first operation consists in folding in the edges along the lines 15, 16 and 17, Fig. 1, producing results corresponding to Fig. 2. The binding cord or twine is secured in

the centre of the lower line 16 by a pin 19 and has the free ends 18 and 19 as shown. The next operation indicated in Fig. 3 includes the folding and gathering of the corner C to form one leg and the corner D to form another leg. These corners when folded are laced as indicated at 18 and 19, preferably by a double lacing, the lacing going once down the leg and then up again. The next operation consists in forming the head and ears as indicated in Fig. 4. The ear on one side is made by the corner A formed by the fold from the back on the line 22 and the other ear is made by the corner B formed by the fold from the other leg up the back on the line 23 as is clearly shown in Fig. 12. A rubber band as indicated at 21 may be placed around the head to hold it in position during the operation of assembling. A tying formed by the cord 31 may be tied as indicated in Fig. 13 at 34, thereby providing a neck for the figure, the head being held in shape by a filler of cotton 24 as shown in detail in 24^a consisting of a pad of cotton wrapped around a piece of stick. This will hold the face flat and in the rectangular formation shown in Fig. 13.

This figure does not have arms as ordinarily understood but has pockets indicated at 26 and 29 which serve the purpose of arms in the manipulation of the figure. These pockets are formed as indicated in Fig. 6 by using the loose end of the cord which binds the legs as for instance, cord 28 which by needle 32 is stitched in a circle around the space 29, thereby forming a loop and similarly the loose end of the cord from the other leg indicated by 25 is stitched around the pocket 26 and the opposite end connects under the neck band as indicated in Fig. 12, where the cords 27 and 30 connect to the band 31. This completes the construction of the figure.

The operation of this puppet is performed as indicated in Fig. 7 with the thumb placed in the arm pocket 29, the forefinger in the arm pocket 26 and the index finger placed through the band of the neck, the movements of the fingers giving an animated action to the figure itself, producing highly amusing results. This will be understood by reference to Fig. 8 where the arm pockets are spread apart and moved downward. This releases the tension on the cords 25

and 28 and the legs assume a position close together while the head is moved forward. In the position shown in Fig. 9 the arm pockets are drawn together and moved upwards which places tension on cords 25 and 28 and moves the legs outward while the head is under the control of the index finger 33. The head can thus be turned around and moved over toward either of the arm pockets and at the same time the legs may be manipulated by the hand of the operator which is readily concealed behind the figure. A construction of this kind provides a manikin of a distinct type which is easy to manipulate, provides amusing and artistic results and the material from which it is constructed can afterwards be applied to other useful purposes.

Having thus described my invention, I claim:

1. A puppet of the class described comprising a one-piece rectangular cloth with a tab at one side and the characters of a face stamped or embroidered thereon, two sides and the bottom of said cloth folded over, each of the lower corners gathered to form legs, a lacing to bind said legs, the ends of said lacing on each side stitched through the fabric in the form of a circle at the arm locations, a neck band for said puppet and the ends of said lacing engaging said neck band.

2. A puppet of the class described comprising a one-piece rectangular cloth with a tab at one side and the characters of a face stamped or embroidered thereon, two sides and the bottom of said cloth folded over, each of the lower corners gathered to form legs and the upper corners forming ears, a neck band to form the head and a lacing to bind said legs, the ends of said lacing on each side stitched through the fabric in the form of a circle at the arm locations, to hold said figure in shape.

3. A puppet of the class described comprising a one-piece rectangular shaped cloth with the characters of a face impressed thereon, a lacing secured at the centre on the lower side, one lower corner gathered into

a leg and secured by the lacing on one side and the other corner gathered into a leg and secured by the lacing on the other side, said sides folded on the back so that the upper corners form ears, a pad for holding the face in shape and a band for securing the neck, the end of the lacing of one leg stitched through the fabric at the arm location and the end looped through the neck band.

4. A puppet of the class described comprising a one-piece rectangular cloth with the characters of a face impressed thereon, the lower corners of said cloth gathered into legs, the upper corners folded to form ears, a band to form the neck, arm pockets formed by stitching the lacing of the legs and so arranged that the puppet may be supported on one hand and operated in animated fashion with the thumb, index-finger and forefinger.

5. A puppet of the class described comprising a one-piece rectangular cloth with the characters of a face impressed thereon, the lower corners of said cloth gathered into legs, the upper corners folded to form ears, a band to form the neck, a lacing for the legs of said puppet, arm pockets formed by stitching the ends of said lacing and so arranged that the puppet may be supported on one hand and the arms and legs operated by the forefinger and thumb.

6. A puppet of the class described comprising a one-piece rectangular cloth with the characters of a face impressed thereon, the lower corners of said cloth gathered into legs and the upper corners folded to form ears, a band to form the neck, a lacing for said legs, the ends of said lacing stitched through the body of said puppet to form pockets at the arm locations, the ends of said lacing looped around said neck band, said figure supported by one hand from the back, means whereby the legs and head of said figure may be moved in an animated fashion.

Signed at New York city, in the county of New York and State of New York, this 20th day of May, A. D. 1922.

EMILY EDWARDS.