

[54] PUPPET-TYPE FIGURE TOY

[76] Inventor: Marjorie A. Fontana, 157 Judd, Madison, Wis. 53714

[22] Filed: June 14, 1972

[21] Appl. No.: 262,437

[52] U.S. Cl. 46/145, 46/175

[51] Int. Cl. A63h 13/16

[58] Field of Search 46/145, 118

[56] References Cited

UNITED STATES PATENTS

2,224,456	12/1940	Janas	46/118
2,972,834	2/1961	Bacon	46/118

FOREIGN PATENTS OR APPLICATIONS

436,077	11/1967	Switzerland.....	46/145
---------	---------	------------------	--------

Primary Examiner—Louis G. Mancene

Assistant Examiner—J. Q. Lever

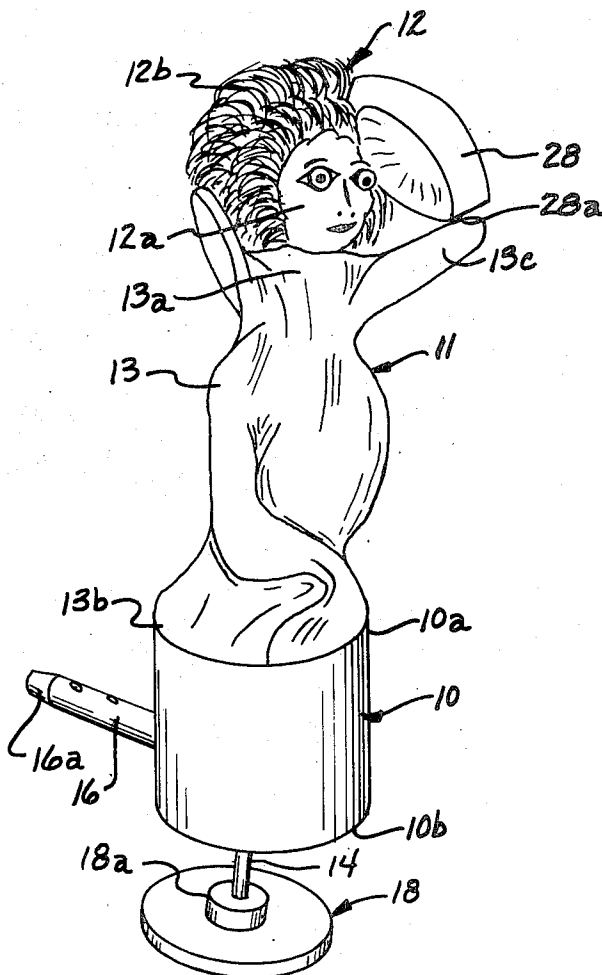
Attorney—Vernon J. Pillotte

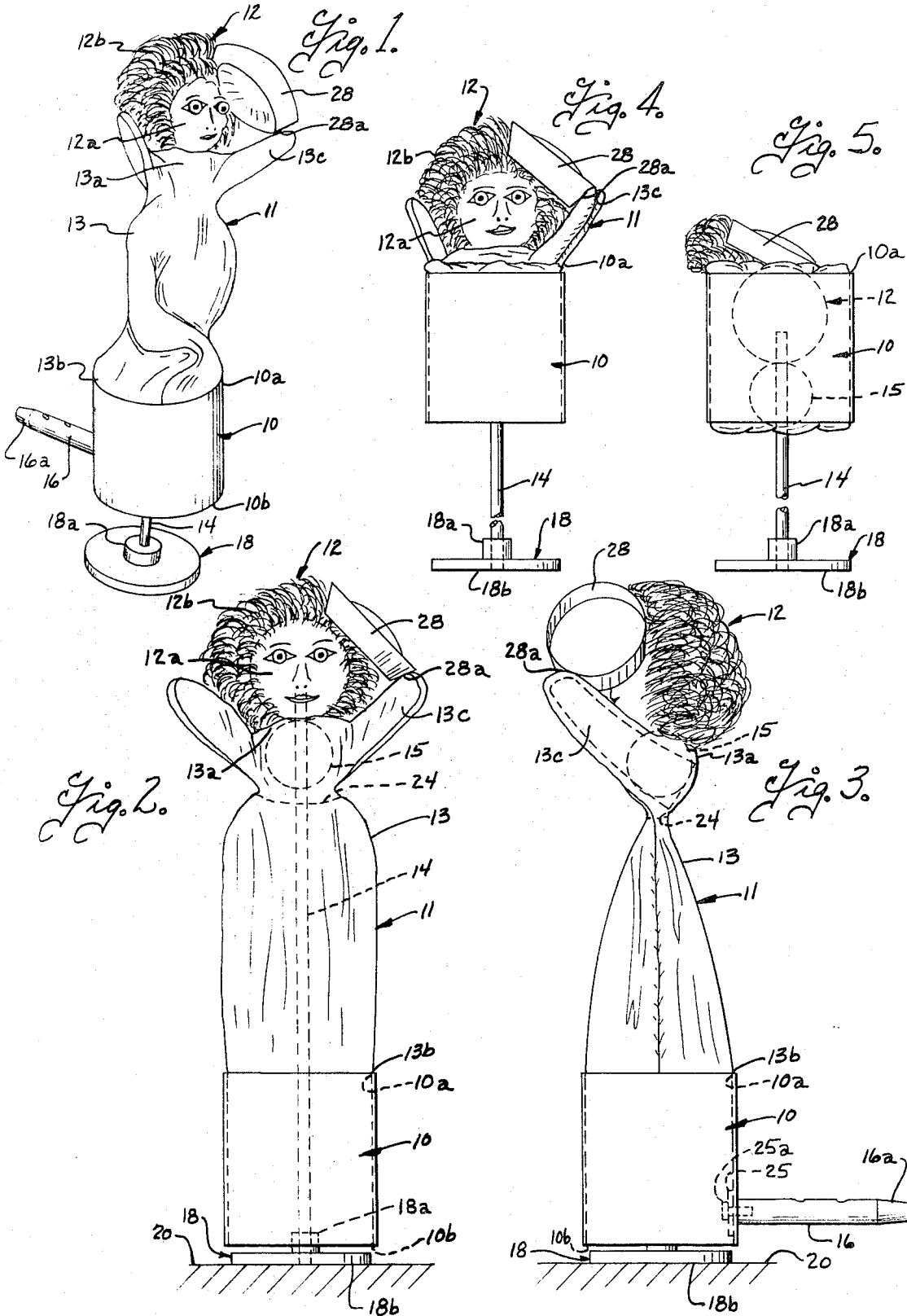
[57] ABSTRACT

A hand manipulable puppet-type figure toy having a tubular base and a puppet figure adapted to be re-

tracted into and extended out of the base, the puppet figure having a three-dimensional head and a flexible hollow body of pliable sheet material extending downwardly from the head and attached at its lower periphery to the upper end of the tubular base, with a puppet manipulating rod connected to the head and extending downwardly through the puppet body and through the base to enable hand manipulation of the puppet head from a level below the base in response to turning and lateral and longitudinal movement of the rod relative to the base to produce different puppet figure movements, the tubular base being of a size to receive the head and the collapsed puppet body when the rod is fully lowered to effectively remove the puppet figure from view. A wind operated sound producing device is advantageously attached to the base and provided with a mouthpiece extending laterally from the base to enable the puppet operator to produce sounds concurrent with the manipulation of the puppet. A puppet manipulating knob is advantageously secured to the lower end of the rod with its underside shaped to provide a radially enlarged support surface normal to the axis of the rod for supporting the puppet figure in an upright position relative to its base.

8 Claims, 9 Drawing Figures





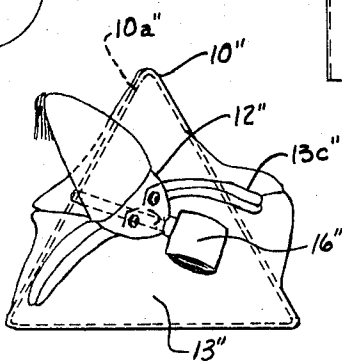
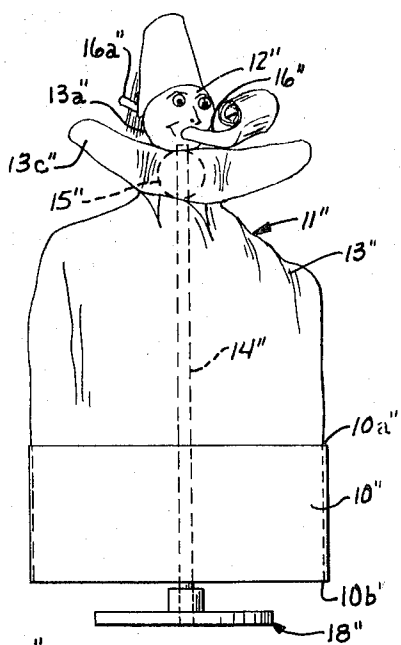
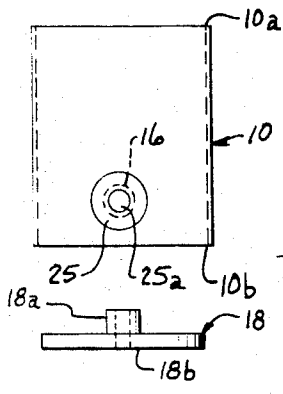
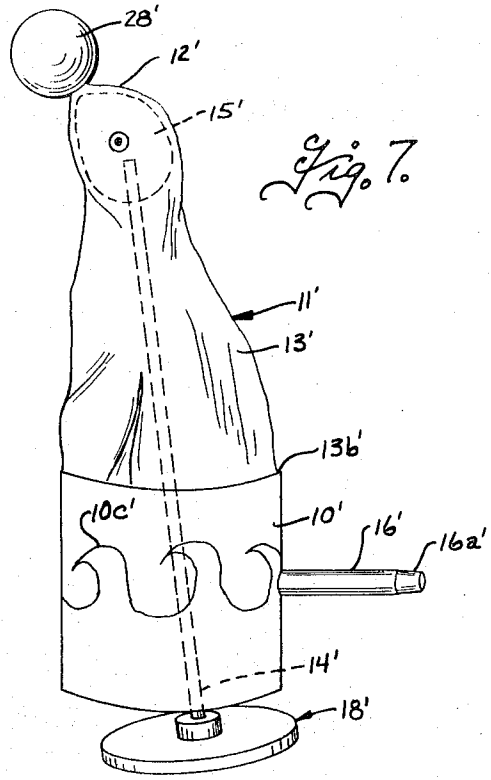
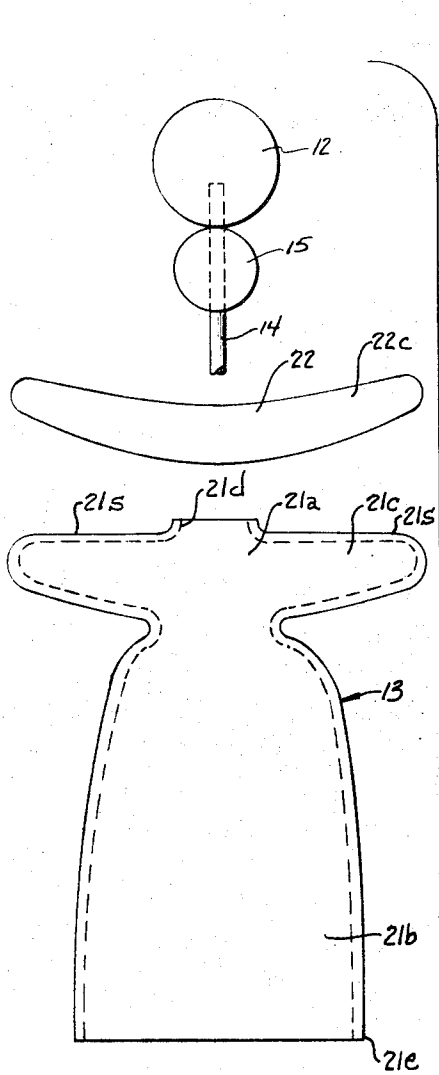


Fig. 9.

Fig. 8.

PUPPET-TYPE FIGURE TOY

Various different types of puppets have heretofore been made and moved, usually relative to a small stage, by a rod or by hand from below, or by strings from above. The prior puppet stages with which I am familiar were stationary devices mounted on a fixed support and the puppets were independent of the stage and manipulated or moved by the puppeteer relative to the stage to initially present the puppet to view, perform the puppet act, and thereafter withdraw the puppet from view.

The present invention relates to a hand manipulable puppet-type figure toy having a hollow base of a size which can be held in one hand and which provides a portable puppet stage, and a puppet figure is mounted on the hollow base. The puppet figure is constructed and arranged so as to be movable relative to the base to simulate different body movements, and the puppet figure is also retractable into the base so that the puppet figure can be effectively removed from view at the completion of the puppet act. The puppet figure has a three-dimensional puppet head substantially smaller than the top opening in the base to be receivable therein and a hollow flexible puppet body of pliable sheet material extending downwardly from the puppet head to an open lower end that is peripherally attached to the base to shape and locate the lower end of the puppet on the base. The flexible puppet body allows movement of the upper body portion and head relative to the base and a puppet manipulating rod is attached at its upper end to the puppet head and extends downwardly through the puppet body and through the base to enable hand manipulation of the puppet head and the upper portion of the puppet body from a level below the base. Thus, the rod can be turned and laterally and longitudinally shifted relative to the base to produce different puppet figure movements. The hollow base has a top opening and a depth sufficient to receive the puppet head and the collapsed puppet body therein so that the puppet manipulating rod can be moved downwardly to vertically collapse the puppet body and lower the puppet head into the base to thereby effectively remove the puppet figure from view. Conversely, the manipulating rod can be moved upwardly to variably present the puppet to view at a level above the base. A puppet manipulating rod is advantageously secured to the lower end of the rod with its underside shaped to provide a radially enlarged puppet support surface for supporting the puppet figure in an upright position relative to its base.

The puppet type figure toy can be conveniently manipulated at about the level of the head of the person using the same, and a wind operated sound producing device is advantageously attached to the base and provided with a mouthpiece extending laterally from the base to that the user can produce sound effects concurrent with the movement of the puppet figure relative to the base. In puppet figures of the type having arms, the arms are advantageously yieldably urged to a position extending outwardly from the body and arranged to be folded inwardly in response to retraction of the puppet figure into the base.

These, together with other features and advantages of the present invention will be more readily understood by reference to the following detailed description

when taken in connection with the accompanying drawings wherein:

FIG. 1 is a perspective view of a puppet-type figure toy constructed in accordance with the present invention;

FIG. 2 is a front elevational view of the figure toy of FIG. 1 in its extended position;

FIG. 3 is a side elevational view of the figure toy of FIG. 1 in its extended position;

FIG. 4 is a front elevational view of the figure toy of FIG. 1 illustrating the puppet figure partially retracted into the hollow base;

FIG. 5 is a front elevational view of the figure toy of FIG. 1 illustrating the puppet figure substantially completely retracted into the hollow base;

FIG. 6 is an exploded assembly view illustrating the manner in which the figure toy is assembled;

FIG. 7 is a perspective view illustrating a modified form of figure toy;

FIG. 8 is a front elevational view illustrating a further modified form of figure toy; and

FIG. 9 is a plan view of the figure toy shown in FIG. 8.

Reference is now made more specifically to the embodiment of the figure toy illustrated in FIGS. 1-6. In general, the figure toy includes a hollow base 10 which provides a portable puppet stage for the figure toy and a puppet figure 11 which is mounted on the base and which is constructed and arranged for movement relative to the base and for retraction into and extension out of the base. The puppet figure can be shaped to simulate various different characters, both real and fictional, and of either human or animal form. In general, the puppet figure includes a three-dimensional shape sustaining head 12 and a hollow flexible puppet body 13 extending downwardly from the head 12 to an open lower end 13b that is peripherally attached to the base 10. A puppet manipulating rod 14 is provided for manipulating the puppet figure and the rod has a puppet support and shaping member 15 at its upper end connected to the puppet head and to the upper portion 13a of the puppet body, and the rod extends downwardly through the hollow puppet body and through the hollow base to enable manipulation of the puppet head and the upper portion of the puppet body from a level below the base. The base 10 has a top opening 10a sufficiently larger than the head to allow passage of the head therethrough, and the base has a depth sufficient to allow the head and the collapsed puppet body to be retracted fully into the base as shown in FIG. 5. The base also has a bottom opening 10b and the puppet manipulating rod 14 extends through the base and through the bottom opening to allow manipulation of the puppet from a level below the base. In the embodiment shown in FIGS. 1-6, the puppet figure has arms 13c extending laterally from the upper body portion 13a. The arms 13c are yieldably urged laterally outwardly from the upper body portions and are arranged so as to fold upwardly and inwardly as shown in FIGS. 4 and 5 when the puppet figure is retracted into the base to produce additional animated movements of the puppet figure and to also enable use of a smaller size base. The figure toy can conveniently be supported at a level adjacent the head of the puppeteer and a wind operated sound producing device 16 is advantageously secured to the base 10 and provided with a mouthpiece 16 which extends laterally from the base at the rear side

thereof to enable the puppeteer to produce sound effects to accompany the manipulations or movements of the puppet figure. The wind operated sound producing device can be of various different forms and may, for example, be a kazoo, a squawker, a whistle, a flute, or a vibrating reed-type device such as a harmonica. The wind operated device can be of a type which is arranged to produce a single tone or multiple tones or sounds to simulate different tonal expressions.

An enlarged knob 18 is secured to the lower end of the rod 14 and in the embodiments illustrated, the knob has a central hub 18a which receives the end of the rod and which is non-slidably and non-rotatably secured to the rod. The knob 18 minimizes possible injury to a child from the projecting lower end of the rod, and is of a size which can be readily grasped in the user's hand to facilitate manipulation of the puppet figure relative to the base 10. The knob is secured to the rod at a location to project slightly below the puppet base 10, when the puppet figure is fully extended relative to its base, and the underside of the knob is advantageously shaped to define a radially enlarged puppet support surface 18b perpendicular to the axis of the rod and which is adapted to support the puppet figure in an upright condition, when the base rests on a horizontal support such as shown at 20 in FIGS. 2 and 3.

The construction of the figure toy will be better understood by reference to the exploded view in FIG. 6. The puppet body 13 is formed from flexible sheet material such as cloth or pliable plastic material and comprises two superposed sheets 21 which are cut along an outline slightly larger than the solid outline shown in FIG. 6 to allow for side seams, and the sheets are then joined together along side seam lines 21s to form a flat body preform, as by sewing or by heat sealing if plastic is utilized. The body preform is thereafter turned inside out so that the side seams extend inwardly of the body as shown in dotted lines in FIG. 6. The side seam lines 21s extend along the arm portions 21c and the lower body portion 21b, but preferably do not extend across the top so as to provide a top or neck opening 21d. In addition, the side seam lines do not extend across the bottom so as to also provide a large bottom opening 21e for a purpose described hereinafter.

The arms 13c of the puppet figure are yieldably urged laterally outwardly and, for this purpose, an arm support or stiffening member 22, formed of a resilient material such as fiberboard or plastic, is shaped for insertion into the arm portions 21c of the body preform. In order to facilitate infolding of the arms, the support member 22 is preferably formed from flat sheet stock as shown in FIG. 6 to have a length substantially equal to or slightly greater than the span of the arms 21c of the body form, and the arm support member has its end portions 22c curved slightly upwardly so as to cause the puppet arms to arch upwardly as shown in FIGS. 1 and 2. The arm support member 22 can be inserted into the arms 21c of the body preform by folding the end portions 22c of the arm support member laterally toward each other into a U-configuration, and the ends then inserted through the neck opening 21d in the body preform and thereafter eased outwardly into the arm portions 21c.

The head 12 of the puppet figure can be formed of various different materials and shapes and may, for example, be molded of plastic or formed of other materials such as wood, paper-mache, etc. The head is prefer-

ably completely formed and decorated with the facial features 12a and hair 12b, if any, prior to assembly onto the body, it being understood that the head could be decorated after assembly on the body, if desired. In FIG. 6, the head is diagrammatically indicated as a ball 12 and the puppet support member 15 is conveniently of rounded form to shape the upper portion of the puppet body. The head 12 and puppet support member 15 are rigidly attached to the upper end of the puppet manipulating rod 14 for movement as a unit therewith. The puppet support member 15 and rod 14 can be inserted through the lower opening 21e in the body preform, and the head thereafter assembled on the puppet support member and rod or, alternatively, the head 12 and puppet support member 15 can be preassembled onto the upper end of the rod as shown in FIG. 6, and the support member 15 thereafter inserted through the top opening 21d in the body preform. The upper portion 21a of the body blank is attached to the puppet support member 15 as by adhesive. In the form shown in FIGS. 1-6, the neck opening 21d is partially closed by hand stitching or the like above the support member 15 and the upper body portion is also at least partially closed or constricted below the support member 15, as by further stitching or sewing 24 (FIG. 2), to shape the upper body portion. As best shown in FIG. 3, the resilient arm support member 22 overlies the rear side of the puppet support member 15, when the latter is assembled in the body, and the end portions of the arm support member extend laterally and forwardly from the body support member. The base 10 has a preferably cylindrical configuration and the top opening 10a is made sufficiently larger than the three-dimensional shape sustaining head 12 of the puppet to allow passage of the puppet head therinto. The depth of the base is made sufficient to allow full retraction of the head and the collapsed puppet body into the base as shown in FIG. 5. The open lower end 21e of the body preform is formed with a peripheral dimension substantially equal to the circumference of the top opening 10a of the base and the lower end of the body blank is attached to the base around the top opening, as by adhesive or the like, so as to firmly anchor the lower end of the puppet body on the base and give the puppet body a three-dimensional shape. However, since the puppet body is formed of flexible material, it can be collapsed axially into the base as shown in FIGS. 4 and 5.

The wind operated sound producing device 16 is rigidly attached to the base in any suitable manner and may, for example, be secured by a washer and rivet 25, 25a, as shown in FIGS. 3 and 6. The base, after assembly of the puppet body and sound producing device thereon, can be covered if desired with a cover material (not shown) to produce any desired decorative effect.

While the base 10 is made sufficiently large to allow passage of the three-dimensional shape sustaining puppet head and the collapsed puppet body into the base, the top opening 10a is preferably of a smaller diameter than the span of the puppet arms 13c so that the puppet arms normally project laterally outwardly a distance greater than the top opening. The arm support member 22 is resilient as previously described so that the arms can fold upwardly and inwardly as shown in FIG. 4, when the puppet figure is retracted into the base and, conversely, expand outwardly as the puppet figure extended from the base to thereby provide additional animation during extension and retraction of the puppet

figure from the base. The moving arms can be utilized to additionally move an element such as a hat 28 into and out of position overlying the puppet head. As shown, the hat 28 is attached to the outer end of one of the arms as by stitching at 28a, and is moved with the arm to a position out of overlying relation to the puppet head, when the puppet figure is extended out of the base. However, the hat extends upwardly and inwardly from the arms and, as the arms are folded during retraction of the puppet figure into the base as shown in FIG. 4, the hat is moved by the arms laterally inwardly into overlying relation to the puppet head. This simulates application and removal of the hat from the puppet head as the puppet is respectively retracted into and extended out of the base and, the hat also forms at least a partial closure for the top of the base, when the puppet figure is substantially fully retracted thereinto as shown in FIG. 5.

A modified form of puppet toy is shown in FIG. 7 and like numerals followed by the postscript prime (') is used to designate corresponding parts. In this embodiment, the puppet figure 11' is arranged to simulate a seal animal. The puppet head 12' is conveniently covered with the same material that is used to form the body 13' and the puppet support member 15' is inserted into the head portion 12' and is of a configuration to shape the same. Thus, the puppet figure 11' also has a three-dimensional shape sustaining head 12' and a hollow flexible puppet body 13' which extends downwardly from the head to an open lower end which is peripherally attached to the upper end of a tubular base 10'. A puppet manipulating rod 14' is attached to the support member 15' and extends downwardly through the hollow puppet body and hollow base to a level below the base and preferably has a knob 18' at its lower end to facilitate manipulation of the puppet head from a level below the base. The seal type puppet figure illustrated in FIG. 7 is shown balancing a ball 28' which can be affixed to the nose of the seal as by a thread, wire or the like to provide a permanent yet flexible connection therebetween. As in the embodiment of FIGS. 1-6, a wind operated sound producing device 16' is advantageously attached to the base with a mouthpiece 16a' extending laterally from the base adjacent the rear side. The sound producing device 16' is of course selected to produce sounds simulating those produced by a seal animal. The base 10' can conveniently be decorated to simulate water as shown at 10c' and the seal puppet figure is retractable into the base and extendible out of the base so as to simulate movement of the seal into and out of water.

A further modified form of puppet figure is illustrated in FIGS. 8 and 9 and like numerals formed by the postscript double prime (") are utilized to designate corresponding parts. In this embodiment, the puppet figure 11" also simulates a figure having a three-dimensional head 12" and a hollow flexible body 13" formed of pliable fabric or plastic material. As in the embodiment of FIGS. 1-6, the puppet figure has an upper body portion 13a" and arms 13c" extending laterally from the upper body portion. A puppet manipulating rod 14" has a puppet support member 15" at its upper end connected to the upper body portion and to the head in a manner previously described in connection with FIGS. 1-6 and the rod extends downwardly through the hollow body and through the base and has a knob 18" at its lower end to facilitate manipulation

of the head and upper body portion of the puppet figure from a level below the base.

In this embodiment, a wind operated blowout device 16" is mounted in the head 12" of the puppet figure, as by insertion through an opening extending from the mouth to the rear side of the head. Such wind operated blowout devices are well known and are sometimes referred to as "snakes" and comprise a flattened tube which is coiled by longitudinally extending wire and which tube can be extended by blowing through a mouthpiece 16a" located at the rear side of the head. Such blowout devices can be made with or without a wind operated sound producing device, as desired. The base 10" also has top and bottom openings 10a" and 10b" dimensioned to allow retraction of the puppet figure and head into the base. In this embodiment, however, the cylindrical base has a generally triangular configuration, as best shown in FIG. 9, to provide a flat front on the base and a top opening which is sufficiently large to allow passage of the head as well as the coiled-up blowout device 16" into the base.

From the foregoing it is thought that the construction and operation of the puppet-type figure toy will be readily understood. The hollow base 10 is small and lightweight so as to enable holding the same in one hand and the puppet figure 11 has a three-dimensional shape sustaining head and a hollow flexible body which extends downwardly from the head to an open lower end that is peripherally attached to the hollow base. The base 10 functions as a portable stage and attachment of the lower end of the puppet body to the base both limits upward extension of the puppet figure so as to maintain the puppet figure in proper relation to the base or stage. In addition, the base also imparts a three-dimensional shape to the puppet body and holds the lower end of the puppet body against turning when the upper body portion and head are turned relative to the base. The puppet manipulating rod 14 has a puppet support member 15 at its upper end which supports the upper body portion and head on the rod, and the rod extends downwardly through the hollow puppet body and base to provide a handgrip portion at its lower end below the base for manipulating the puppet figure. The rod can be turned about its axis to turn the head and upper body portion relative to the base. The rod can also be moved laterally relative to the base, to shift the upper body portion and head laterally relative to the base and, the rod can be moved longitudinally to variably raise and lower the upper body portion relative to the base. Thus, the upper body portion can be fully raised or extended as shown in FIGS. 2 and 3 to simulate an upright figure position and the body can be laterally shifted as well as turned while in the upright position. The puppet body can also be only partially raised and laterally shifted and turned while in a partially raised position. The hollow flexible puppet body which is open at its bottom can be collapsed downwardly and the puppet base 10 has a top opening which is sufficiently large to receive the head and a depth which is sufficient to receive the collapsed body portion to enable substantially complete retraction of the puppet figure into the base. This allows the person manipulating the puppet to begin its performance with the puppet figure fully retracted into the base, and then either gradually or abruptly extend the same from the base to perform the desired puppet act, and the puppet figure thereafter retracted into the base at the comple-

tion of the act to withdraw the puppet figure from view.

In the puppet figure shown in FIGS. 1-6, the puppet figure has arms 13c which are yieldably urged laterally outwardly and the arms are foldable inwardly as the puppet figure is retracted into the base. This provides additional animation by producing arm movements during extension and retraction of the puppet figure. In addition, a hat or similar device can be attached to the arms for movement therewith. In the form shown in FIGS. 1-6, the hat is attached to one arm and is movable with the arm between a position out of overlying relation to the puppet head, when the puppet figure is extended, to a position overlying the puppet head and substantially closing the top of the base, when the puppet figure is retracted into the base as shown in FIG. 5.

The puppet toy including the stage forming base 10 can be held adjacent the level of the head of the puppeteer and the mouthpiece 16a of the wind operated sound producing device inserted into the mouth of the puppeteer to produce sound effects to accompany the puppet movements. The sound producing device is rigidly secured to the base and, when the mouthpiece is in the mouth of the puppeteer, it functions as an additional stabilizer for the puppet base.

The embodiments of the invention in which an exclusive property or privilege is claimed are defined as follows:

1. A hand manipulable puppet-type figure toy comprising: a rigid hollow base of a size to be held in one hand and providing a portable puppet stage for the figure toy, the base being open ended and having a uniform cross-section throughout its length and a top opening and a bottom opening of a size substantially equal to said cross-section, and a puppet figure adapted to be retracted into and extended out of the base, the puppet figure having a three-dimensional puppet head substantially smaller than said top opening in the base to be receivable therein and a hollow flexible puppet body of pliable sheet material extending downwardly from the puppet head to an open lower end, said puppet body having its lower open end peripherally attached to said base around said top opening and said puppet body being collapsible downwardly into said base, said puppet figure having hollow arms of said pliable sheet material extending laterally of the upper portion of said puppet body, a three-dimensional body shaping member attached to the rod and disposed in the upper portion of said puppet body and imparting a three-dimensional shape thereto, resilient arm support members extending laterally and forwardly relative to said body shaping member into said hollow arms for yieldably urging said arms laterally and forwardly of said body, said base having a depth sufficient to receive the puppet head and the collapsed puppet body substantially completely therein, and a puppet manipulating rod having puppet support means at its upper end non-slidably and non-rotatably connected to said puppet head and to the upper portion of said flexible puppet body to support the same on the rod, said rod extending downwardly through said hollow puppet body and through said base to enable hand manipulation of the puppet head and the upper portion of the puppet body from a level below said base in response to turning and lateral and longitudinal movement of the rod relative to the base to produce different puppet figure movements, said rod being operative when fully lowered to vertically collapse said puppet body and lower

said puppet head into said base to effectively remove the puppet figure from view.

2. A hand manipulable puppet-type figure toy in accordance with claim 1 including a wind operated sound producing device attached to said base and having a mouthpiece extending laterally from the base.

3. A hand manipulable puppet-type figure toy in accordance with claim 1 including a wind operated device attached to said head portion of the puppet figure and having a mouthpiece extending from the rear side of the head portion, said top opening in said base being sufficiently large to allow passage of said head portion and the attached wind operated device therethrough.

4. A hand manipulable puppet-type figure toy in accordance with claim 1 wherein said puppet manipulating rod has a knob secured to its lower end, said knob having its underside shaped to provide a radially enlarged puppet support surface normal to the axis of said rod and said rod having a length such that said puppet support surface on the knob is disposed below the underside of said base when said puppet figure is fully extended out of said base to support the puppet rod and puppet figure in an upright position relative to said base when the underside of the knob rests on a horizontal support.

5. A hand manipulable puppet-type figure toy comprising: a rigid hollow base of a size to be held in one hand and providing a portable puppet stage for the figure toy, the base having a top opening and a bottom opening, and a puppet figure adapted to be retracted into and extended out of the base, the puppet figure having a three-dimensional puppet head substantially smaller than said top opening in the base to be receivable therein and a hollow flexible puppet body of pliable sheet material extending downwardly from the puppet head to an open lower end, said puppet body having its lower open end peripherally attached to said base and said puppet body being collapsible downwardly into said base, said base having a depth sufficient to receive the puppet head and the collapsed puppet body substantially completely therein, and a puppet manipulating rod having puppet support means at its upper end non-slidably and non-rotatably connected to said puppet head and to the upper portion of said flexible puppet body to support the same on the rod, said rod extending downwardly through said hollow puppet body and through said base to enable hand manipulation of the puppet head and the upper portion of the puppet body from a level below said base in response to turning and lateral and longitudinal movement of the rod relative to the base to produce different puppet figure movements, said rod being operative when fully lowered to vertically collapse said puppet body and lower said puppet head into said base to effectively remove the puppet figure from view, said puppet figure having arms flexibly supported on said puppet body and yieldably urged to an extended position laterally outwardly from the puppet body, said arms in said extended position having a span greater than said top opening in said base and being foldable upwardly and inwardly relative to the puppet body in response to engagement with said base as the puppet figure is retracted into the base, and a puppet hat attached to the outer end of one of said arms for movement therewith from a position out of overlying relation to the puppet head when the arms are extended to a position gener-

ally overlying the puppet head when the arms are folded upwardly and inwardly.

6. A hand manipulable puppet-type figure toy comprising: a rigid hollow base of a size to be held in one hand and providing a portable puppet stage for the figure toy, the base having a top opening and a bottom opening, and a puppet figure adapted to be retracted into and extended out of the base, the puppet figure having a three-dimensional puppet head substantially smaller than said top opening in the base to be receivable therein and a hollow flexible puppet body of pliable sheet material extending downwardly from the puppet head to an open lower end, said puppet body having its lower open end peripherally attached to said base and said puppet body being collapsible downwardly into said base, said base having a depth sufficient to receive the puppet head and the collapsed puppet body substantially completely therein, and a puppet manipulating rod having puppet support means at its upper end non-slidably and non-rotatably connected to said puppet head and to the upper portion of said flexible puppet body to support the same on the rod, said rod extending downwardly through said hollow puppet body and through said base to enable hand manipulation of the puppet head and the upper portion of the puppet body from a level below said base in response to turning and lateral and longitudinal movement of the rod relative to the base to produce different puppet figure movements, said rod being operative when fully lowered to vertically collapse said puppet body and lower said puppet head into said base to effectively remove the puppet figure from view, said puppet figure having hollow arms of said pliable sheet material extending laterally of the upper portion of said puppet body, said puppet support means comprising a rounded body shaping member disposed in the upper portion of the body and imparting a three-dimensional shape thereto, and a flat resilient arm support member extending along the rear side of said body shaping member and into said hollow arms for yieldably urging the arms laterally outwardly of the body.

7. A hand manipulable puppet-type figure toy comprising: a rigid hollow base open at the top and bottom and providing a portable puppet stage for the figure

toy, and a puppet figure adapted to be retracted into and extended out of the base, the puppet figure having a three-dimensional puppet head substantially smaller than the opening in said base to be receivable therein, and a hollow flexible puppet body of pliable sheet material extending downwardly from the puppet head to an open lower end peripherally attached to said base around the upper end thereof, a puppet manipulating rod extending upwardly through said tubular base and said hollow puppet body and rigidly connected at its upper end to said puppet head for manipulating said puppet head from a level below the base in response to turning and lateral and longitudinal movement of the rod relative to the base to produce different puppet figure movements, said tubular base having a depth to receive the puppet head and the collapsed puppet body substantially completely therein and said rod being operative when fully lowered to retract the puppet figure into said base, said puppet manipulating rod having a knob secured to its lower end, said knob having its underside shaped to provide a radially enlarged puppet support surface normal to the axis of said rod and said rod having a length such that said puppet support surface on the knob is disposed below the underside of said base when the puppet figure is fully extended out of said base to support the puppet rod and puppet figure in an upright position relative to said base when the underside of the knob rests on a horizontal support.

8. A hand manipulable puppet-type figure toy in accordance with claim 7 wherein said puppet figure has hollow arms of said pliable sheet material extending laterally of the upper portion of the puppet body, a three-dimensional body shaping member attached to the rod and disposed in the upper portion of the puppet body and imparting a three-dimensional shape thereto, and resilient arm support members extending laterally and forwardly relative to said body shaping member into said hollow arms for yieldably urging said arms laterally and forwardly of said body, said arms in their extended position having a span greater than said top opening in said base and being foldable upwardly and inwardly relative to said puppet body as the puppet figure is retracted into the base.

* * * * *

45

50

55

60

65